



**DSD-201[™],
DSD-201LT[™]**
Endoscope Reprocessor
Domestic, U.S. only

This document is designed to provide a quick reference to the major replacement parts and components for the DSD-201. It does not include some of the smaller items such as screws and washers.

To order parts or place a Technical Service call, contact Medivators Technical Support at 800-444-4729 Option 2.


Contents

Description	Page
Electronic Circuit Boards & Accessories	4
Leak Tester Assembly	9
DSD Front View	11
DSD Top View	12
Basin, Top View	13
Basin, Underside View	14
3/4" Valve Manifold Details (includes 1 st , 2 nd & 3 rd generation)	15
Station A Main Module Assembly	21
Station B Main Module Assembly	22
Detail of Main 6 Valve Manifold	23
2 Valve Manifold	27
Alcohol / Detergent and Internal Water Filter Assembly	28
LCG Reservoir Assembly	33
Air Tank	36
GFI	37


Electronic Circuit Boards & Accessories

Item		Part Number
Pg #	PC Boards	
	CPU with Temperature Monitor	MB01-0016
	Digital I/O	MB01-0017
	Sensor	MB01-0018
	Leak Tester (S.I.T.)	MB01-0020
	Control Panel	MB01-0022
	Key Pad	36030-020
	Valve Drive	MB01-0019
	5VDC Power Supply	MS06-0003
	24VDC Power Supply	MS06-0005
	Cables	
	Digital Output / Sheath / Sensor	MC08-0510
	CPU / Valve / Do Ribbon	MC08-0511
	Valve Board Interconnect	MC08-0512
	Control Panel Bus Line	MC08-0508
	Main Harness Side A	MH05-0039
	Main Harness Side B	78398-871
	Fuses	
	Main fuse	
	1 ½ Amp	MF02-0004
	Valve Drive Board Fuses	
F1	3.15 Amp	MF02-0014
F2	5 Amp (110volt)	MF02-0017
F3	3.15	MF02-0014
	Air tank wiring harness fuse	
	6.25 amp	MF01-0018

Main electronic panel assy: ASM1-0089




Close up of Fuses




F1 (Valves)
Fuse MF02-0014
3.15 amp

F2 (Pump/Comp) 5 amp
Fuse MF02-0017

F3 (Heater)
Fuse MF02-0014
3.15 amp





Air line pressure
switch harness
78398-481
6.25 Amps
Fuse MF02-0018




Indicator Light Cable
MH05-0045

Interconnect Cable:
Control to Valve Board
MC08-0508


**Secondary electronic assy: ASM1-0090
With Leak tester board.**



Secondary Electronic panel
Without Leak Tester bd.
ASM1-0207




Leak Tester assembly: ASM1-0080 **OBSOLETE**



See next page for replacement

Second Generation Leak Test Assembly

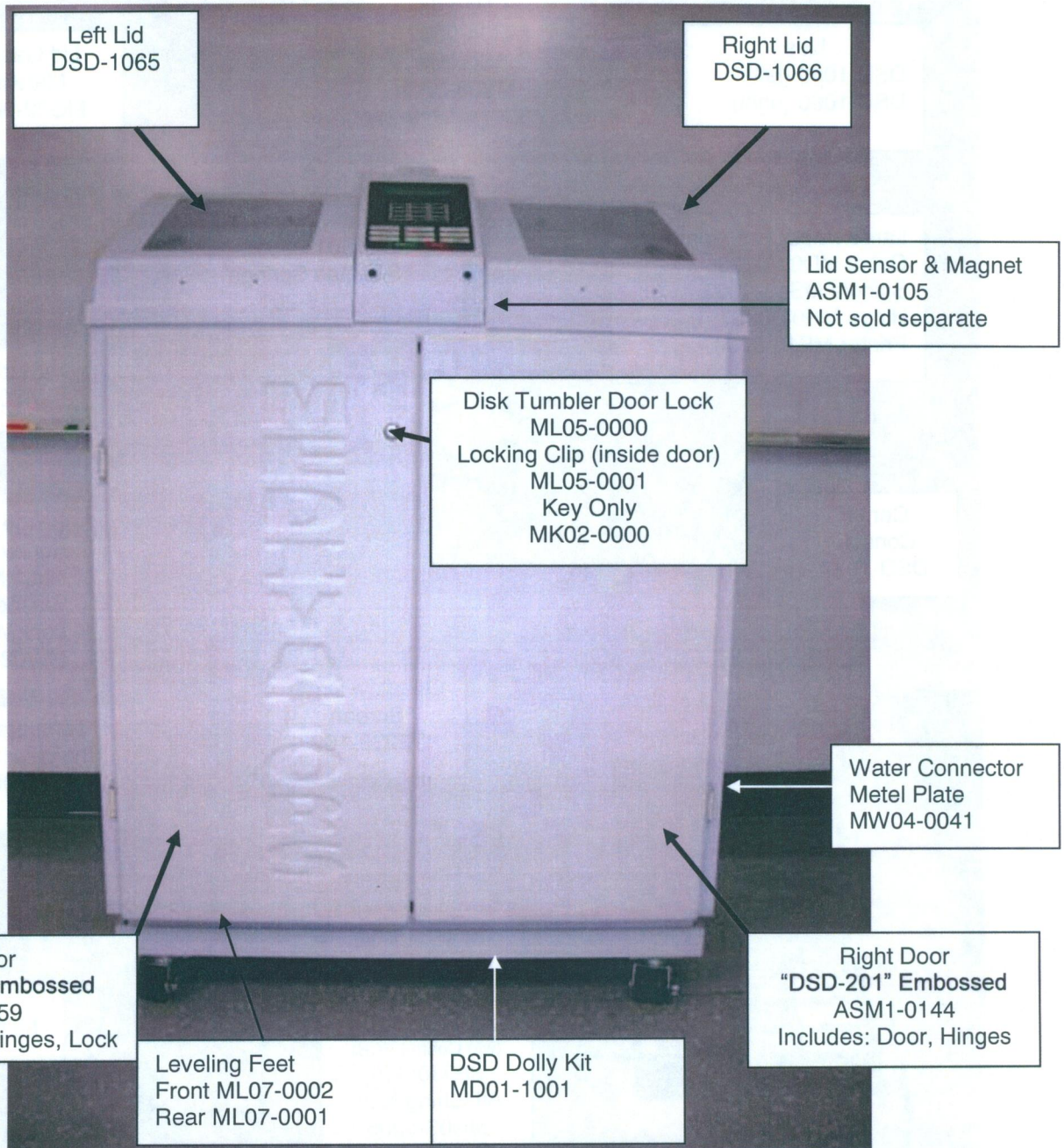
78399-461



Retro Fit Kit: 78399-779

Use this part number to update Leak Test assembly on DSD-201's originally manufactured with the original" leak test assembly ASM1-0080 (previous page).

DSD Front View



Left Lid
DSD-1065

Right Lid
DSD-1066

Lid Sensor & Magnet
ASM1-0105
Not sold separate

Disk Tumbler Door Lock
ML05-0000
Locking Clip (inside door)
ML05-0001
Key Only
MK02-0000

Water Connector
Metal Plate
MW04-0041

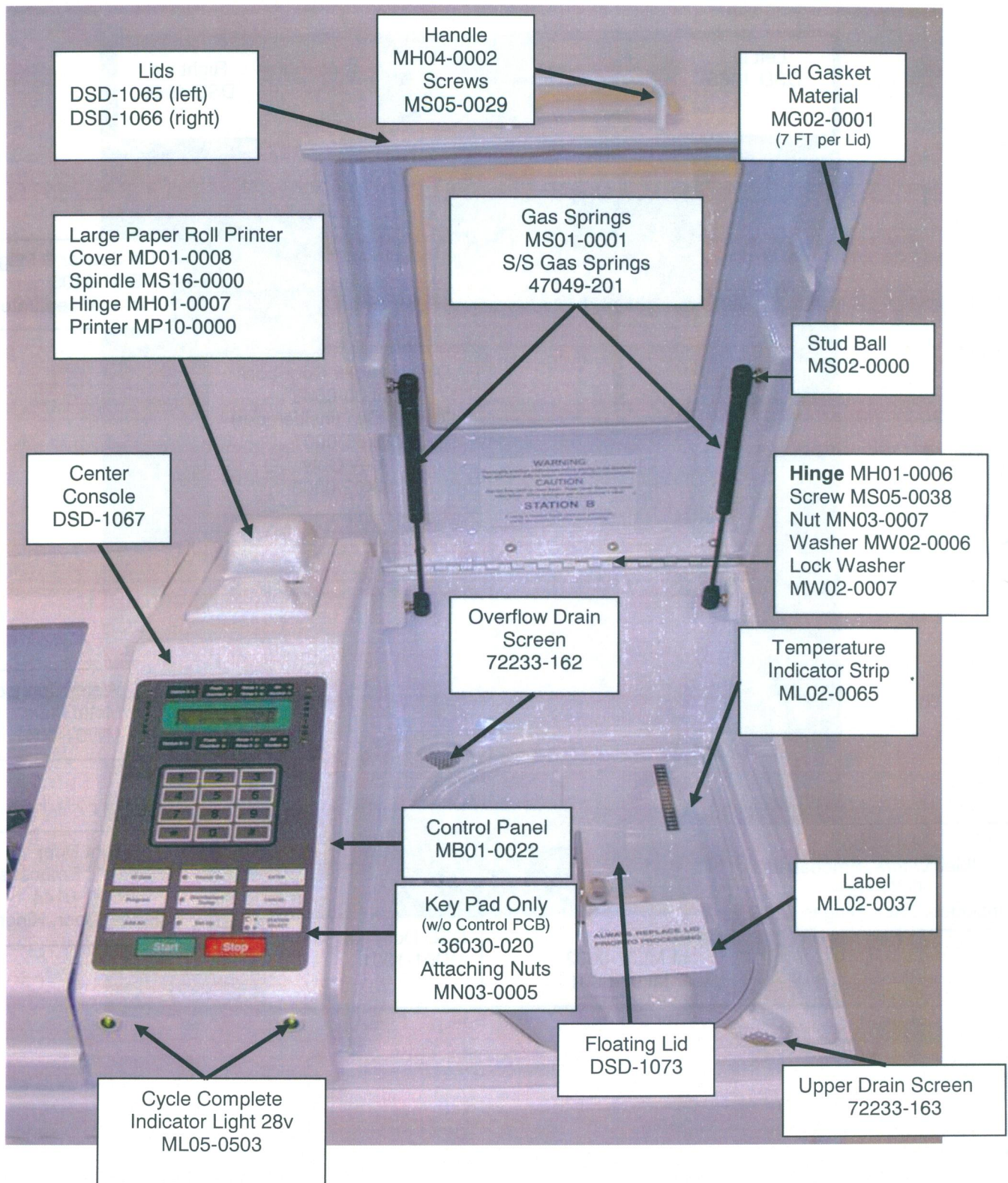
Left Door
"Medivators" Embossed
DSD-1059
Includes: Door, Hinges, Lock

Right Door
"DSD-201" Embossed
ASM1-0144
Includes: Door, Hinges

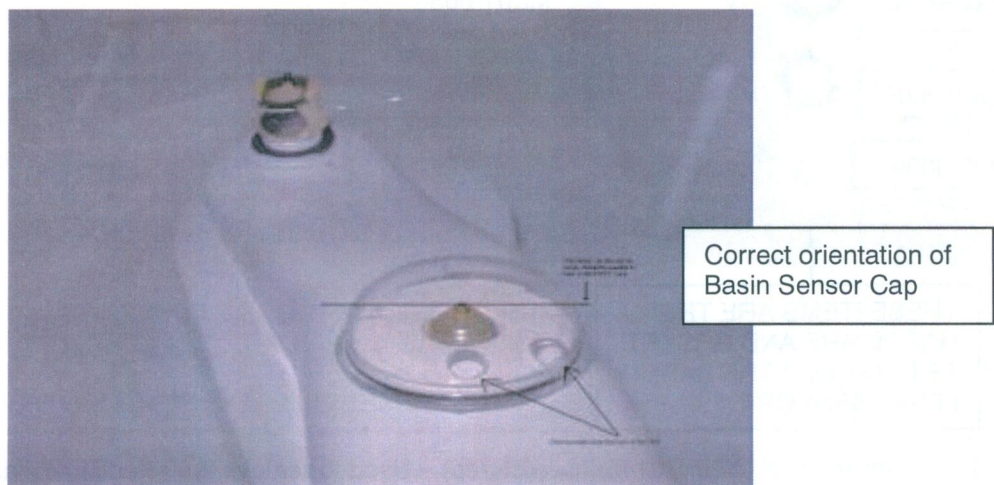

Leveling Feet
Front ML07-0002
Rear ML07-0001

DSD Dolly Kit
MD01-1001

DSD Top View



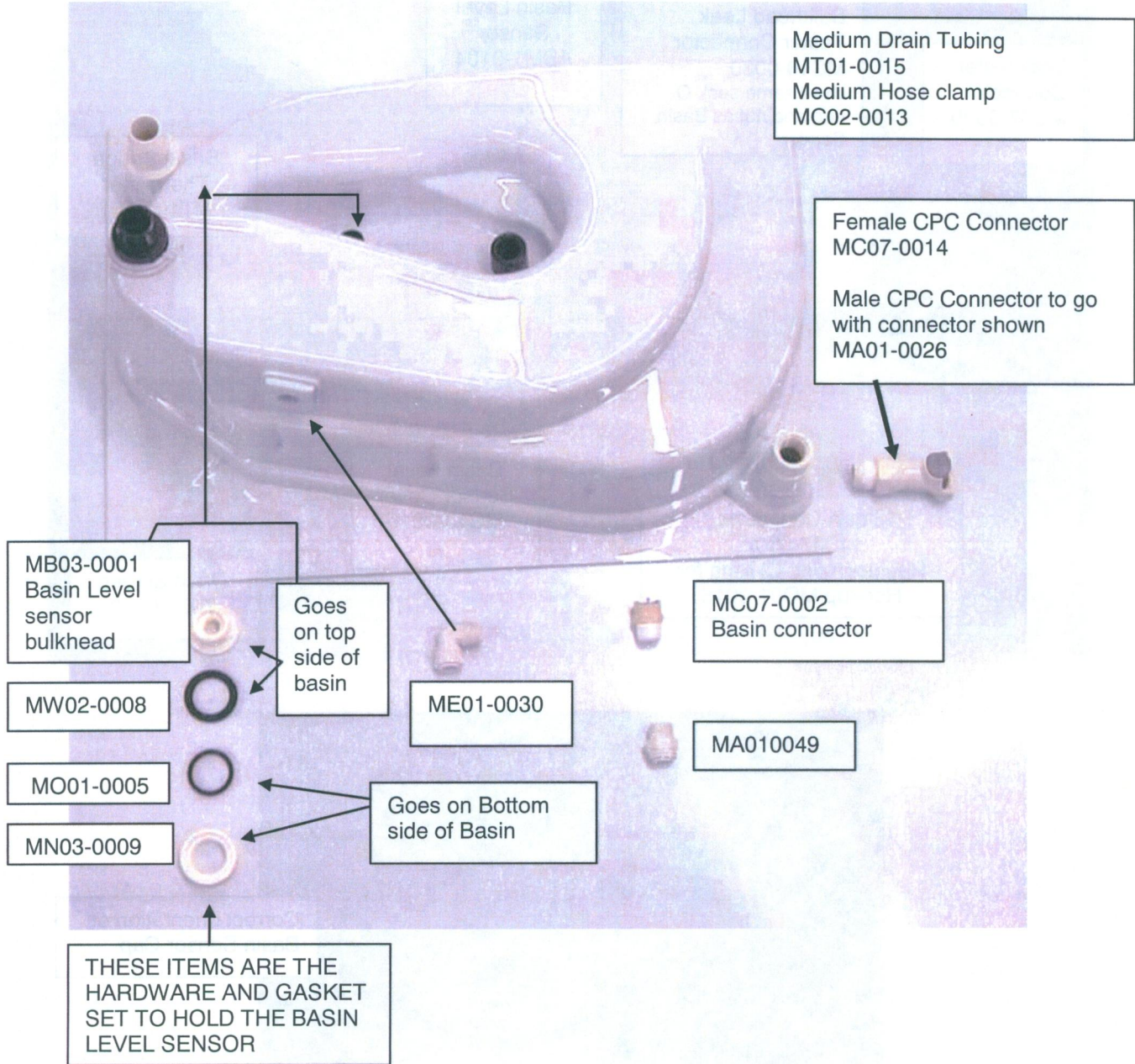
Upper Basin – Top View



View from Front of DSD-201


Basin Restrictor: ASM1-0137 (not pictured – used for loading, dumping LCG)

Basin, view from bottom




Basin Sensor Tool: ASM1-0145 (not pictured) – Used to remove the retention collar MN03-0009


3/4" Basin Drain Valve Manifold First generation MV01-0022




Valve Coil Assembly: MH05-0018




3/4" Drain Valve Assembly Breakdown MV01-0022



Breakdown of the 3/4" valve rebuild kit –MK01-0029



3/4" Basin Drain Valve Manifold Second Generation 78398-583




NOT PICTURED: The following hardware parts are used to attach the coupling to the manifold:


Bolts	43580-104	Qty 4
Lock Washers	MW02-0007	Qty 4
O-Ring	MO01-0004	Qty 1

NOTE: This coupling elbow has been updated, see next page.

**3/4" Basin Drain Valve Manifold
Third Generation (3G)
78400-333**



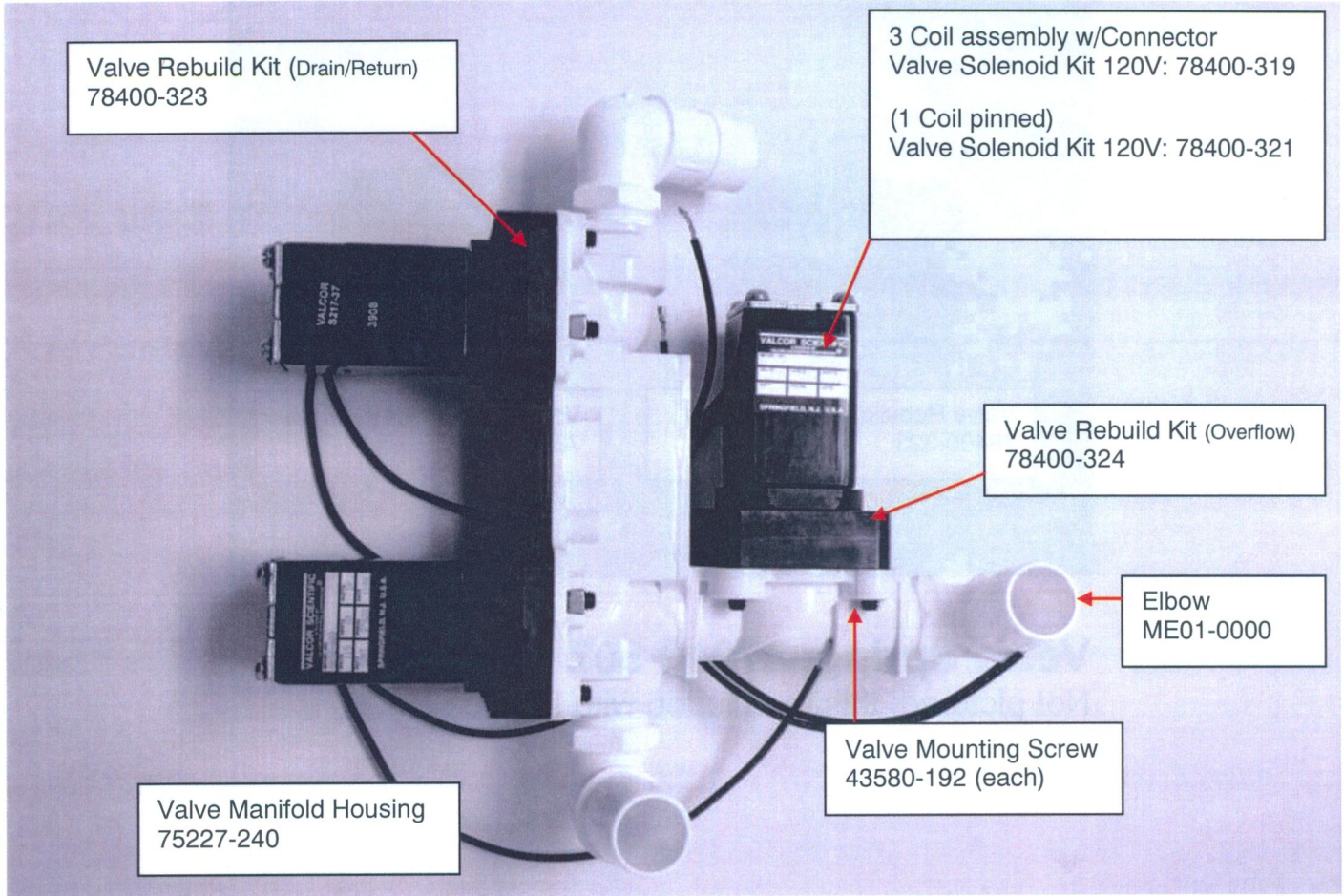
Item pictured above requires:
Basin coupling elbow: PN 75227-392




78400-317 Valve Kit

Includes Valves, Coils and Screws – **DOES NOT include the Manifold**

This kit will fit on the white manifold block pictured below (same as on Pg 17)



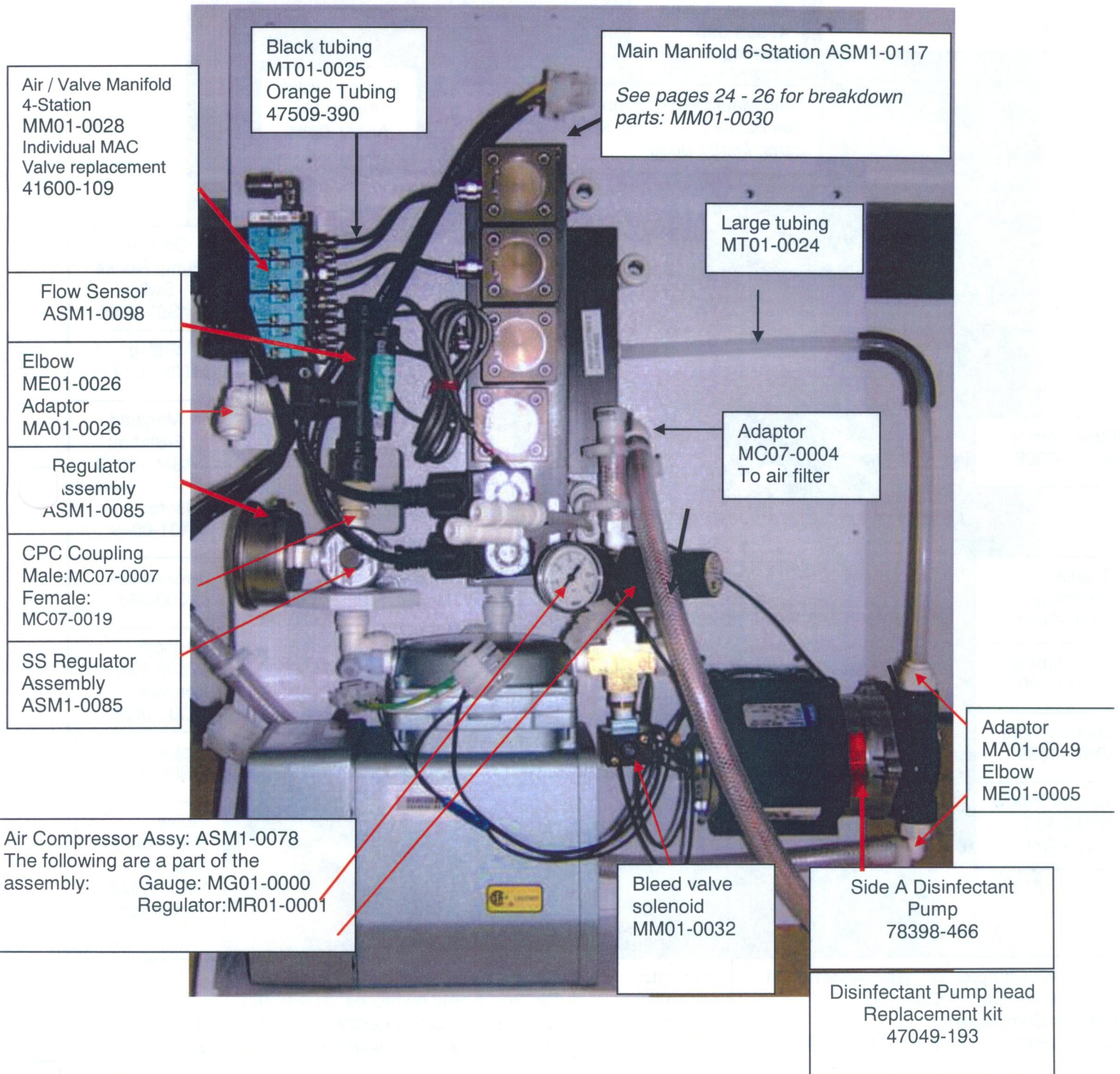
Valve Rebuild Kits



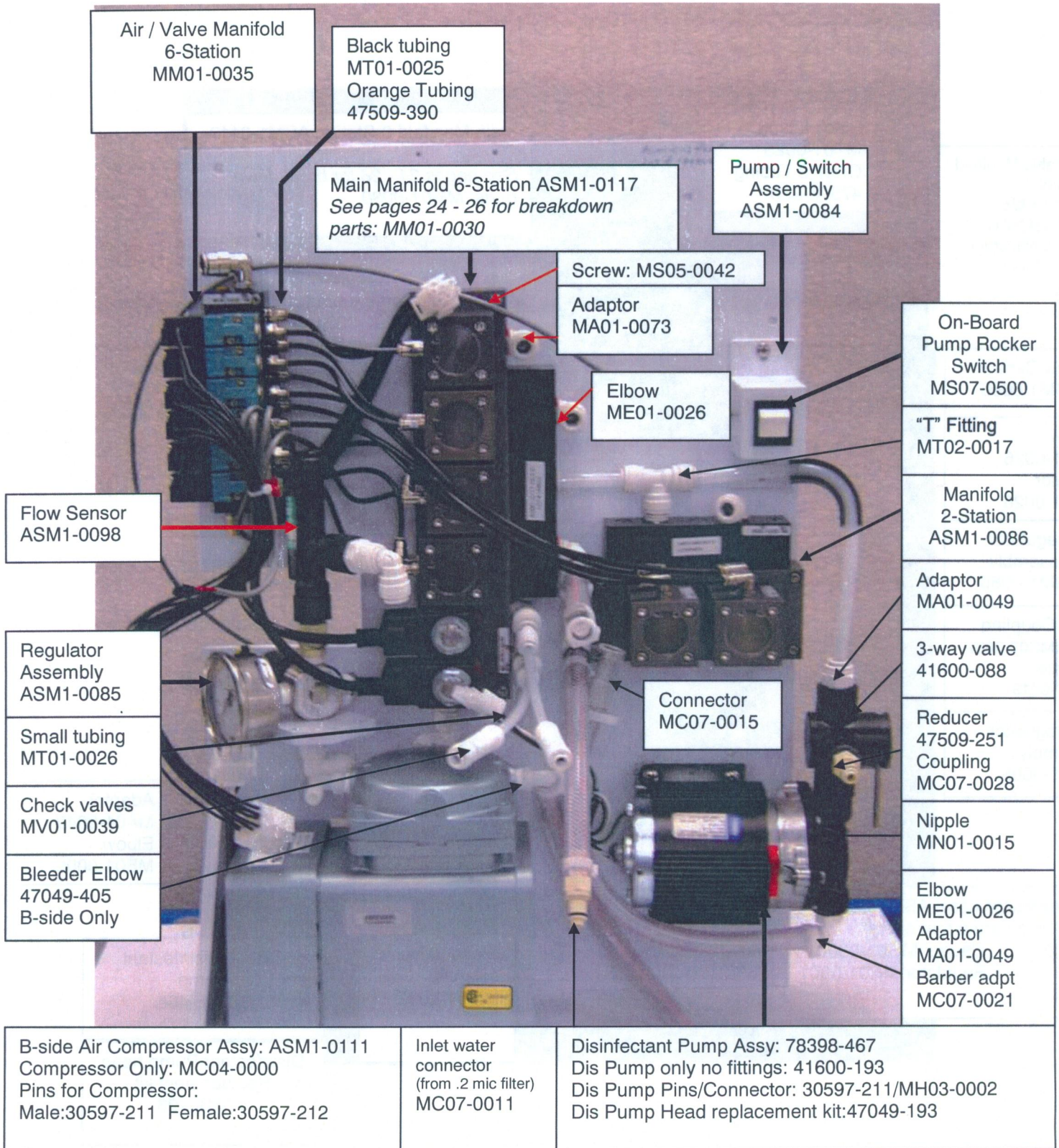
Valve Spring: 47049-507

Not pictured: this is included with the above kits

Station A Main Module Sub Assembly ASM1-0113




Station B Main Module Assembly ASM1-0115




Main 6 Valve Manifold MM01-0030

(Includes all items pictured on this assembly)




Breakdown Of Main 6 Valve Manifold

MM01-0030



Pneumatic Valve Assembly




Valve block assy
With straight
connections
41600-123

Screw: MS05-0085
Holds valve to manifold

Valve seal kit
78398-538
Contains:
4 Seals
4 Screws
Tube of Loctite


Valve Stem Wrench
MW03-0002
John Guest Tool 47049-157




Valve block assy
With angled
connection
41600-124

Elbow: ME01-0033
Straight: Not Available

Alcohol / Detergent Valves



2 Valve Manifold ASM1-0086

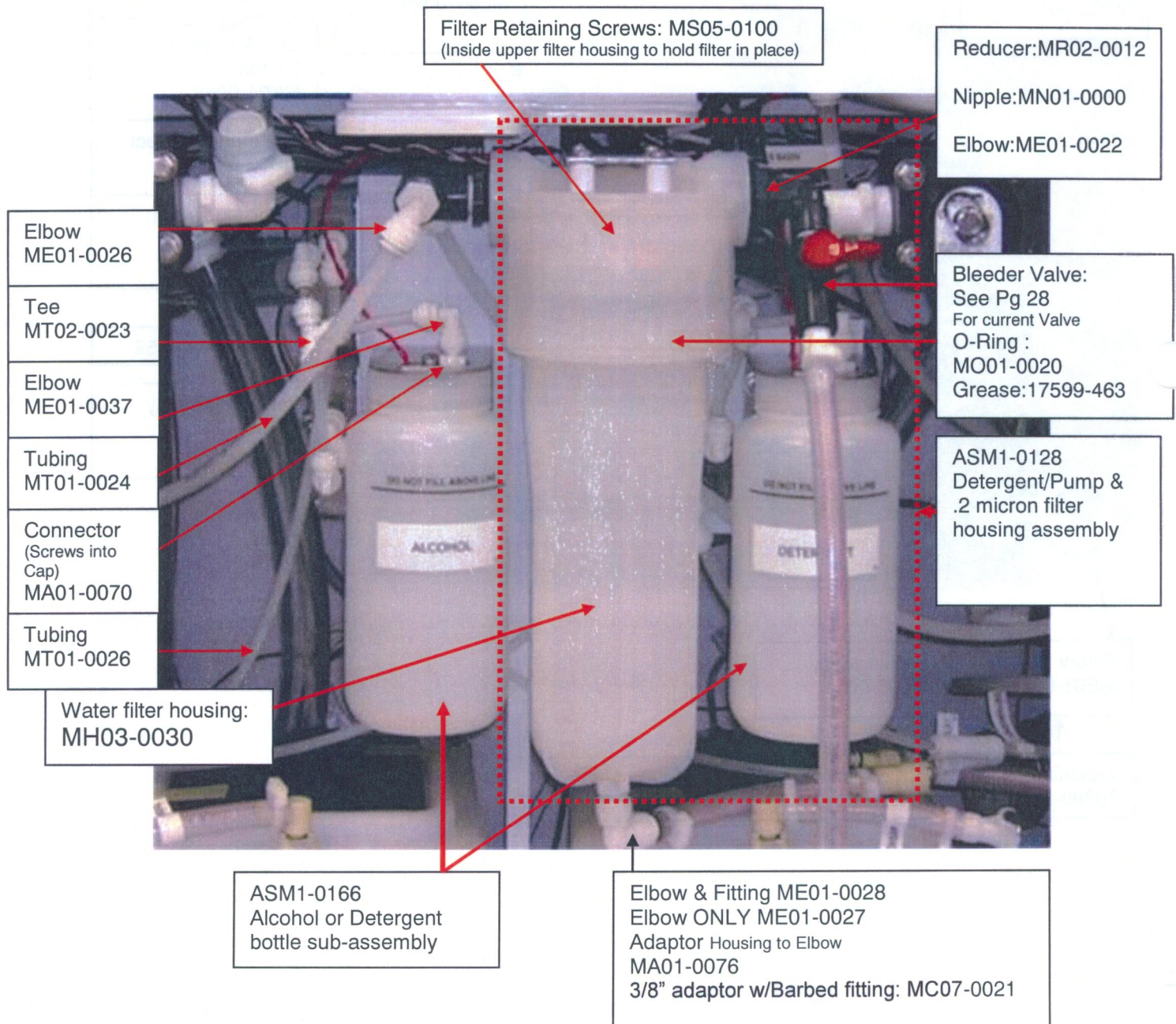


Alcohol / Detergent and internal .2 Micron water filter Assembly


ASM1-0127: This is the Alcohol & Pump assembly

ASM1-0128: This is the Detergent & Pump and .2 micron filter assembly

ASM1-0166: This is the Alcohol/Detergent bottle sub assembly used on the above assemblies.
The .2 micron filter water housing does not have a sub-assembly part number.



Water Filter Housing, Blue Bleeder




Plastic Filter Housing: MK01-0071 Replacement for Stainless Steel Filter housing

Other parts Needed:

ME01-0027 Qty 1

MT01-0024 Qty 4 Ft Tubing

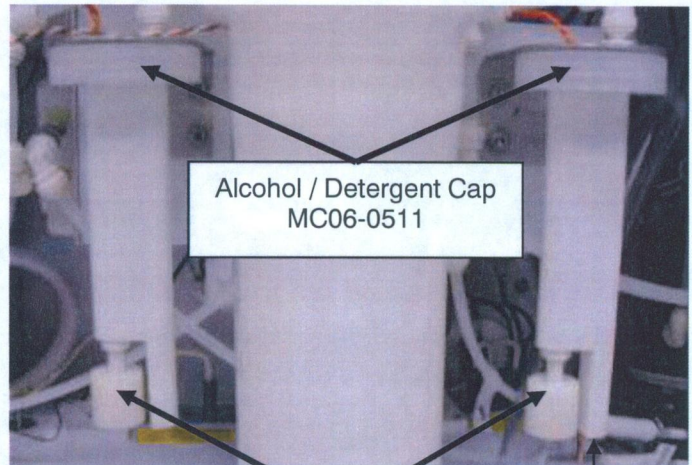
MK01-0071 is designed for the DSD-91E. To install in the DSD-201, contact Medivators Technical Support @ 800-444-4729.



Alcohol / Detergent Bottle Sub-Assembly ASM1-0166



Alcohol/Detergent
Receptacle
MR06-0004



Alcohol / Detergent Cap
MC06-0511


Float Sensor
Wiring Connector
MH03-0031
Pins
MP05-0011

Alcohol / Detergent
Float Sensor
MS03-0011

Check Valve (Red)
MV01-0040

Peristaltic Pump

Peristaltic Pump
Tube Set (4)
MT01-0500



Peristaltic Pump
MP01-0013


Original internal water filter housing **OBSOLETE**

Elbow
ME01-0027

3/8 Adaptor
w/Barber Fitting
MC07-0011

This Stainless
Steel .2 micron
water filter housing
is **OBSOLETE**.

O-Ring for This
Housing:
43100-091



Original LCG Reservoir Assembly **OBSOLETE**

Reservoir tank with heat



LCG Reservoir Assembly - Second Generation




Side A Heated LCG reservoir tank:
78398-647

Side B Heated LCG reservoir tank:
78398-842

Male CPC Elbow
ME01-0018
Female CPC Connector
47509-374
Uptake Tube
78399-249

Caution label
(remove drain hose)
67198-532




Digital temperature
controller
39500-020

Digital Temp Control Kit
(Includes mounting Hardware)
78399-131

Control Knob
39500-065

Reservoir
Thermistor
MT01-0500
(sends LCG temp in
tank to CPU)

Temp probe
MP09-0000
Feeds back to temp
controller



LCG Float level
sensor
35548-039
Nut
42600-018

Heater coil
39500-021



LCG reservoir lid
75227-345

In-line coupling (Red):
47509-419
In-line coupling (White):
MC07-0022


Snap on lid
43086-000
(provides access for
testing LCG)

NOT PICTURED:
Test Strip catch
47049-502

Elbow connector:
ME01-0018

Caution label (paper
towels)
67198-533

MT03-0023 Air Tank Assembly



GFI Assembly



Drain Manifold
ASM1-0050

External Drain Parts
Braided hose 1"
MT01-0001
90 Elbow
ME01-0035

Drain Assy
ASM1-0102
B-side Only

Elbow – Drain
ME01-0022
A-side Only

GFI assembly
ASM1-0087

GFI receptacle
MR06-0003

Power cord assembly 110V
ASM1-0203

Cord 110V MC01-0002

Other items not pictured

External water Regulator & Gauge

Regulator: MR01-0005

Gauge: MG01-0001

External Water pre-filtration kit:

78399-991 – Includes installation hose and Regulator

DSD Drain Hose: MT01-0001



Minntech Corporation
14605 28th Avenue North
Minneapolis MN 55447
Tel: +1-763-553-3300
Fax: +1-763-553-3387
www.minntech.com

Minntech Asia/Pacific Pte Ltd
438 Alexandra Road
#03-01 Alexandra Point
Singapore 119958
Tel: +65-6227-9698
Fax: +65-6225-6848

Minntech BV
Sourthweg 11
6422 PC Heerlen
The Netherlands
Tel: +31-45-5-471-471
Fax: +31-45-5-429-695

Minntech China, Rep. Office
Room 1508B, Avic Plaza
No. 10 Yi Dongsanhuan Zhonglu
Chaoyang District,
Beijing 100022 China
Tel: +86-10-6567-8446
Fax: +86-10-6567-8445